



2014 ABU DHABI

From	The FIA Stewards of the Meeting	Document	35
To	All Teams, All Officials	Date	22 November 2014
		Time	22:21

Title Timing Sheet

Description Official Qualifying Classification

Enclosed ABU Doc 35 Official Qualifying Classification.pdf

Paul Gutjahr

Steve Stringwell

Danny Sullivan

Khaled Bin Shaiban


The FIA Stewards of the Meeting

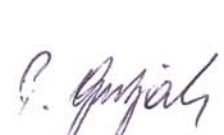


Qualifying Session Official Classification

POS	NO	NAME	ENTRANT	Q1	LAPS	PERCENT	TIME OF DAY	Q2	LAPS	TIME OF DAY	Q3	LAPS	TIME OF DAY
1	6	N. ROSBERG	Mercedes AMG Petronas F1 Team	1:41.308	3	100.099	17:05:13	1:41.459	4	17:33:01	1:40.480	6	18:00:32
2	44	L. HAMILTON	Mercedes AMG Petronas F1 Team	1:41.207	3	100.000	17:06:01	1:40.920	3	17:31:13	1:40.866	6	18:00:59
3	77	V. BOTTAS	Williams Racing	1:42.346	5	101.125	17:04:44	1:41.376	7	17:40:48	1:41.025	6	18:00:12
4	19	F. MASSA	Williams Racing	1:41.475	8	100.264	17:19:38	1:41.144	6	17:41:01	1:41.119	6	17:52:24
EX	3	D. RICCIARDO *	Infiniti Red Bull Racing	1:42.204	3	100.985	17:13:30	1:41.692	3	17:31:40	1:41.267	6	17:59:53
EX	1	S. VETTEL *	Infiniti Red Bull Racing	1:42.495	5	101.272	17:13:02	1:42.147	6	17:31:28	1:41.893	6	17:59:39
5	26	D. KVYAT	Scuderia Toro Rosso	1:42.302	6	101.081	17:18:52	1:42.082	6	17:40:28	1:41.908	6	18:00:52
6	22	J. BUTTON	McLaren Mercedes	1:42.137	7	100.918	17:15:43	1:41.875	5	17:39:11	1:41.964	6	18:00:48
7	7	K. RAIKKONEN	Scuderia Ferrari	1:42.439	6	101.217	17:15:06	1:42.168	6	17:40:20	1:42.236	3	18:00:21
8	14	F. ALONSO	Scuderia Ferrari	1:42.467	9	101.244	17:18:36	1:41.940	5	17:31:21	1:42.866	5	17:53:02
9	20	K. MAGNUSSEN	McLaren Mercedes	1:42.104	8	100.886	17:16:00	1:42.198	5	17:38:49			
10	25	J. VERGNE	Scuderia Toro Rosso	1:42.413	6	101.191	17:18:15	1:42.207	6	17:39:49			
11	11	S. PEREZ	Sahara Force India F1 Team	1:42.654	9	101.429	17:14:24	1:42.239	6	17:40:36			
12	27	N. HULKENBERG	Sahara Force India F1 Team	1:42.444	6	101.222	17:15:51	1:42.384	6	17:38:21			
13	99	A. SUTIL	Sauber F1 Team	1:42.746	8	101.520	17:19:04	1:43.074	6	17:40:43			
14	8	R. GROSJEAN	Lotus F1 Team	1:42.768	8	101.542	17:19:13						
15	21	E. GUTIERREZ	Sauber F1 Team	1:42.819	8	101.592	17:18:45						
16	13	P. MALDONADO	Lotus F1 Team	1:42.860	8	101.633	17:18:40						
17	10	K. KOBAYASHI	Caterham F1 Team	1:44.540	7	103.293	17:04:51						
18	46	W. STEVENS	Caterham F1 Team	1:45.095	8	103.841	17:16:42						
POLE POSITION LAP													
6	N. ROSBERG	Mercedes AMG Petronas F1 Team	1:40.480					198.988 KPH					
FASTEST LAP OVERALL													
6	N. ROSBERG	Mercedes AMG Petronas F1 Team	1:40.480					198.988 KPH					

PENALTIES

* Cars 1 & 3 - Excluded - Breach of Article 3.15 of the FIA Formula One Technical Regulations - Stewards' document nos. 31 & 32

Timekeeper: 

Stewards of the Meeting

2014 FORMULA 1 ETIHAD AIRWAYS ABU DHABI GRAND PRIX - Yas Marina

No part of these results/data may be reproduced, stored in a retrieval system or transmitted in any form or by any means electronic, mechanical, photocopying, recording, broadcasting or otherwise without prior permission of the copyright holder except for reproduction in local/national/international daily press and regular printed publications on sale to the public within 90 days of the event to which the results/data relate and provided that the copyright symbol appears together with the address shown below.
 The F1 FORMULA 1 logo, F1 logo, F1 FIA FORMULA 1 WORLD CHAMPIONSHIP logo, FORMULA 1, FORMULA ONE, F1, FIA FORMULA ONE WORLD CHAMPIONSHIP, GRAND PRIX and related marks are trade marks of Formula One Licensing BV, a Formula One group company.
 © 2014 Formula One World Championship Ltd, 6 Princes Gate, London, SW7 1QJ, England.